

CHARITY AND
COMMUNITY

Goose's Cupcake day fun pack

Raising money for



Perfect cupcake recipe

Show a grown-up in your house this recipe:

Cupcake sponge

Ingredients

100g butter
100g caster sugar
100g self raising flour
A pinch of salt
2 eggs

Method

1. Preheat the oven to 175°C /347°F/Gas Mark 3-4
2. Mix flour and salt in a bowl.
3. In the large mixing bowl, add the butter and sift in the caster sugar and cream together until light and fluffy.
4. Beat in the eggs one at a time, adding in flour with each egg.
5. Add the empty cupcake cases into the muffin tray and begin to fill using the ice cream scoop. The ice cream scoop should be full.
6. Bake for 20-25mins or until light brown on top.
7. Pop a skewer/cocktail stick into the centre of the cupcake and if it comes out clean, they are baked.
8. Allow to cool for 5mins in the muffin tray and then place on a wire rack to fully cool.

Now for the decorating!


Vanilla butter cream

Ingredients

110g unsalted butter
(Room temperature)
500g icing sugar
1 teaspoon vanilla extract
60ml water

Method

1. In a large mixing bowl, beat in the butter, water, vanilla extract and sift in half of the icing sugar and mix with an electric hand mixer until smooth.
2. Gradually sift in the remaining icing sugar and beat again until smooth and creamy. You are now ready to decorate!
3. You can use a nozzle and piping bag for the butter cream and add your favourite chocolate or sweets to the top!



My dream cupcake would look like...




In the space below draw a picture of what your dream cupcake would look like.

Or colour in the cupcake below.



Numbers



Sophie and Goose like numbers and would love you to have a go at tracing the numbers one to ten.



Counting



Sophie wants some help on the cake stall.
Can you count the number of cakes and write the answer in the box.



Adding

The cakes are so delicious that many customers are buying more than one.
Can you help the bakers by adding those sold together.

$$\text{1 pink cake} + \text{1 white cake} = \square$$

$$\text{1 blue ribbon cake} + \text{1 cherry cake} + \text{1 brown cake} + \text{1 blue ribbon cake} = \square$$

$$\text{1 brown cake} + \text{1 white cake} + \text{1 cherry cake} + \text{1 pink cake} + \text{1 blue ribbon cake} + \text{1 brown cake} + \text{1 blue ribbon cake} = \square$$

Taking away

How many cakes do Sophie and the team have left?
Write your answer in the box.




If you get stuck this tasty row of cakes and numbers might help.



Matching pairs

Have a go at matching the cakes.
Draw a line between the cakes that look the same.



Money

There are lots of different coins which you can use to buy things with. They come in different sizes and colours. Children at the school Fête hand over 50p to buy a cake. Which coin below is a 50p?



Sophie and Goose have lots of coins to count. Can you help them by using your counting and adding skills.

$$\text{1p} + \text{1p} = \square$$

$$\text{1p} + \text{1p} + \text{1p} = \square$$

$$\text{2p} + \text{2p} = \square$$

Some coins have greater value than others and will buy more (including tasty cakes). Draw a circle around the coin that has the highest value.

